

PRODUCT DATA SHEET

Sikaplan® WP Drainage angle 0.24m

DRAINAGE PROFILE SYSTEM

DESCRIPTION

Sikaplan® WP Drainage angle 0.24m is a preformed profile on base of rigid polyvinylchloride (PVC-U).

USES

Sikaplan® WP Drainage angle 0.24m is used as supporting element to hold the gravel around the drainage pipe in place, and to properly terminate the Sikaplan® WP / WT sheet membrane lining in mined tunnels with umbrella type waterproofing.

CHARACTERISTICS / ADVANTAGES

- Efficient and quick to install
- Ready to use elements for waterproofing termination
- Cost-effective system to keep filter gravel around drainage pipe in place
- Sikaplan® WP sheet membrane can be heat welded to vertical shank
- Sikaplan® WT sheet membranes can be bonded to vertical shank

APPROVALS / STANDARDS

Quality management system EN ISO 9001/14001

PRODUCT INFORMATION

Packaging

28 pcs / pallet

Appearance / Colour



Supplied in various random colours

Shelf Life

5 years shelf life from date of production if stored properly in undamaged, unopened, original sealed packaging.

Storage Conditions

Sikaplan® WP Drainage angle 0.24m must be stored in their original pack-

Product Data Sheet

Sikaplan® WP Drainage angle 0.24m

November 2020, Version 01.01

020720804000000009

aging and in cool and dry conditions. They must be protected from direct sunlight, rain, snow and ice, etc.

Dimensions	2.40 m (length) x 0.240 m (width) x 0.365 m (height)
Diameter	Maximum size of the drainage pipe \varnothing 250 mm
Unit weight	4.0 kg/m

SYSTEM INFORMATION

System Structure

Ancillary products:

- Sikaplan® WP Waterproofing membranes
- Sikaplan® WT Waterproofing membranes
- Sikaplan® W Felt PP
- Sikaplan® W Tundrain
- Sikaplan® WP Protection Sheet
- Sikaplan® WT Protection Sheet
- Sika® Drain

APPLICATION INSTRUCTIONS




SUBSTRATE QUALITY

Flat, clean blinding concrete.

APPLICATION METHOD / TOOLS

1. Sikaplan® WP Drainage angle 0.24m shall be placed and fixed by nails onto the blinding concrete.
2. Install the drainage pipe.
3. Backfill Sikaplan® WP Drainage angle 0.24m. Suggestion: Graded 16 – 32 mm loose gravel, washed, no undersized particles, and no lime stone or dolomite.
4. Attach the waterproofing membrane to the drainage angle by means of hot air thermal welding in case of PVC waterproofing membranes, overlap sufficiently.

Note: The jointing of the elements can either be done by tape or by membrane strips.



LIMITATIONS

This product shall only be installed by Sika® approved contractors.

BASIS OF PRODUCT DATA

All technical data stated in this Product Data Sheet are based on laboratory tests. Actual measured data may vary due to circumstances beyond our control.

LOCAL RESTRICTIONS

Please note that as a result of specific local regulations the declared data for this product may vary from country to country. Please consult the local Product Data Sheet for the exact product data.

ECOLOGY, HEALTH AND SAFETY

For information and advice on the safe handling, storage and disposal of chemical products, users shall refer to the most recent Safety Data Sheet (SDS) containing physical, ecological, toxicological and other safety-related data.

LEGAL NOTES

The information, and, in particular, the recommendations relating to the application and end-use of Sika products, are given in good faith based on Sika's current knowledge and experience of the products when properly stored, handled and applied under normal conditions in accordance with Sika's recommendations. In practice, the differences in materials, substrates and actual site conditions are such that no warranty in respect of merchantability or of fitness for a particular purpose, nor any liability arising out of any legal relationship whatsoever, can be inferred either from this information, or from any written recommendations, or from any other advice offered. The user of the product must test the product's suitability for the intended application and purpose. Sika reserves the right to change the properties of its products. The proprietary rights of third parties must be observed. All orders are accepted subject to our current terms of sale and delivery. Users must always refer to the most recent issue of the local Product Data Sheet for the product concerned, copies of which will be supplied on request.

Sika India Pvt. Ltd.
620, Diamond Harbour Road
Commercial Complex II
Kolkata - 700 034
Tel : +91 33 24472448
Fax : +91 33 23978688
Mail : info.india@in.sika.com



Product Data Sheet
Sikaplan® WP Drainage angle 0.24m
November 2020, Version 01.01
020720804000000009

SikaplanWPDrainageangle024m-en-IN-(11-2020)-1-1.pdf